
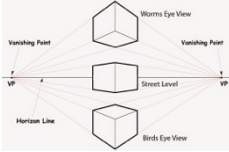


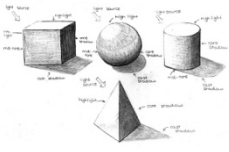
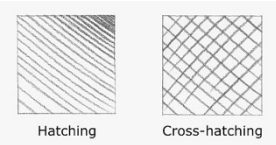






# Year 4 – Spring 2 – Art – Pupil Knowledge Organiser



What do I already know?		What am I learning now?	
<ul style="list-style-type: none"> <li>3D drawing represents objects with height, width, and depth making them lifelike.</li> <li>Surface details make our drawing more realistic.</li> <li>In hatching and cross hatching, the closer together the lines are, the darker the area will look.</li> <li>Objects in the foreground are larger; objects in the background are smaller.</li> </ul>		<ol style="list-style-type: none"> <li>Who is Ian Murphy?</li> <li>How do I draw more complex 3D shapes?</li> <li>How do different shading techniques help to make my drawings more realistic?</li> <li>How does Murphy use different layers in his compositions?</li> <li>Can I make an observational drawing of a building?</li> </ol>	
Significant People		Key Knowledge: Drawing	
<p><b>Ian Murphy</b></p>  <ul style="list-style-type: none"> <li>British artist who draws old, abandoned buildings.</li> <li>Focuses on capturing detailed and emotional depictions of architecture.</li> <li>Work is described as urban exploration art and realism.</li> </ul>	 <p>Two-point perspective uses two vanishing points on the horizon line for a more dynamic effect.</p>	 <p>Stippling is making lots of tiny dots. More dots make it darker, fewer dots make it lighter.</p>	<p>three-dimensional</p> <p>perspective</p> <p>horizon line</p> <p>vanishing point</p> <p>shading</p> <p>shadow</p> <p>highlight</p> <p>tone</p> <p>hatching</p> <p>cross hatching</p> <p>observation</p> <p>composition</p>
Key Knowledge: Composition		Key Vocabulary	
<p>The foreground focuses on interesting features of the subject using detailed textures.</p> <p>The middle ground leads the eye deeper into the artwork.</p> <p>The background, uses lighter tones and less detail to give it a feeling of distance.</p>	  <p>Shadows and highlights are important for creating the illusion of three dimensions.</p>  <p>We can use hatching and cross hatching to add shadows and highlights.</p> <p>Other shading techniques add different textures to our drawing.</p>	 <p>Scribbling is using quick, messy lines. Pressing harder or scribbling more makes it darker.</p>  <p>Circulism/circling is drawing lots of small circles close together.</p> <p>More circles make it look darker, and fewer make it look lighter.</p>	<p>Having or appearing to have length, breadth, and depth.</p> <p>The way we represent three-dimensional objects in two dimensional artworks.</p> <p>The point where the earth meets the sky.</p> <p>The point on the horizon line where all lines merge and disappear.</p> <p>The darkening or colouring of a drawing with lines or blocks of colour.</p> <p>The dark area made when something blocks light from reaching a surface.</p> <p>The lightest part or parts of a painting, drawing.</p> <p>How light or dark a pencil/colour is.</p> <p>A shading method where lines are drawn in one direction.</p> <p>A shading method where lines are crisscrossed.</p> <p>To look/notice the different parts of something.</p> <p>The way that different elements of an artwork are combined or arranged.</p>